

# Terufusion™

Infusion System

## Portfolio Guide



EASY  
HANDLING

ENHANCED  
SAFETY

Terufusion™

OPTIMIZED  
WORKFLOW



NEW



TARGET CONTROLLED INFUSION

**TCI** TERUFUSION  
COLORFULLY  
INSPIRES



## Pumps

### Secure and convenient drug management

Terumo's Terufusion Advanced Infusion System offers accurate, reliable and innovative syringe and infusion pumps, without putting an extra burden on healthcare professionals. We combine sophisticated technologies with stress-free, easy-to-use functionalities to facilitate them to pursue the best patient outcomes.



### Infusion Pumps



|                            | Peristaltic function | Recommended Dedicated Sets (AFF-Clip) | Flow Rate (ml/h) | Dose Mode (weight) | Advanced Dose Modes | Communication possibilities (external network connection) |
|----------------------------|----------------------|---------------------------------------|------------------|--------------------|---------------------|---|
| TE-LF630xxx                | <b>FULL PRESS</b>    | -                                     | ●                | -                  | -                   | -   |
| TE-LF632xxx                |                      | -                                     | ●                | -                  | -                   | Nurse Call (RS-232C)                                      |
| TE-LM730xxx                | <b>MID PRESS</b>     | ●                                     | ●                | ●                  | -                   | -   |
| TE-LM732xxx                |                      | ●                                     | ●                | ●                  | -                   | Nurse Call (RS-232C)                                      |
| TE-LM830xxx<br>TE-LM835xxx |                      | ●                                     | ●                | ●                  | ●                   | Power Status, Alarms (priority), Operation Monitor (WLAN) |



### Syringe Pumps




|                            | Flow Rate (ml/h) | Dose Mode (weight) | Advanced Dose Modes | Communication possibilities (external network connection) |
|----------------------------|------------------|--------------------|---------------------|---|
| TE-SS730xxx                | ●                | ●                  | -                   | -   |
| TE-SS732xxx                | ●                | ●                  | -                   | Nurse Call (RS-232C)                                      |
| TE-SS830xxx<br>TE-SS835xxx | ●                | ●                  | ●                   | Power Status, Alarms (priority), Operation Monitor (WLAN) |
| <b>NEW</b><br>TE-SS835xxxP | ●                | ●                  | ●                   | Power Status, Alarms (priority), Operation Monitor (WLAN) |

# Racks


## Balanced and continuous infusion

A balanced and continuous infusion of multiple medications is often imperative to optimize patient treatment. Internal communication between Terufusion SMART pumps stationed in a Terufusion communication rack system provides special functions like piggy back and take over mode for a balanced continuous infusion.







### Standard Rack



| Model            | Power supply for pumps | Communication possibilities (external network connection) | Compatible Terufusion Pumps | Pump Slots (per Rack) |
|------------------|------------------------|---|-----------------------------|-----------------------|
| <b>TE*RS700N</b> | ●                      | -   | All models                  | ③                     |



### Communication Rack

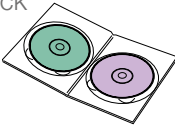


| Model              | Power supply for pumps                       | Communication possibilities (external network connection)               | Compatible Terufusion Pumps          | Pump Slots (per Rack) |
|--------------------|--|---|--------------------------------------|-----------------------|
| <b>TE*RS800N03</b> | ●  | Power Status, Alarms (priority), Operation Monitor (WLAN, LAN, RS-232C) | SS830/SS835<br>SS835P<br>LM830/LM835 | ③                     |
| <b>TE*RS811N</b>   | Extension accessory for use with TE*RS800N03 |   |                                      | ③                     |

### Software Packages

for use in combination with the Communication Rack

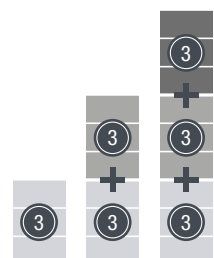
- Package **Basic**  
Drug Library Manager + Data Communicator
- Package **Professional**  
Drug Library Manager + Data Communicator + Dose Analyzer
- **Infusion Monitoring** Software<sup>1</sup>  
Alarm management system, HL7 IHE export



### Expandability

Terufusion racks are extendable from 3 up to 6 or 9 Pump Slots

- by simply connecting 2 or 3 Standard Racks (TE\*RS700N) or
- by adding 1 or 2 Rack Extension Devices (TE\*RS811N) to the Communication Rack



## Infusion Sets

- Easy setting following the instruction screen of the pump
- Adjustable roller clamp with notch to mount tubing during priming
- AFF clip for prevention of accidental bolus infusion
- Reliable high accuracy combination of Terumo pump & sets\*
- Stable infusion thanks to dedicated set

\* Flow rate accuracy: within ± 5%



## Hardware accessories

### Included accessories

- AC power cable
- Pole clamp (screw type)
- Instruction manual

### Optional accessories

- Drip sensor TE\*977 (standard for LF series)
- One touch pole clamp TE\*877



## Terumo Luer-Lock syringes

- Available in different sizes
- Transparent barrel
- Bold and easy legible scale markings
- No Latex & PVC components
- Silicon coating
- Double contact gasket



## Full focus infusion system

Terumo offers a comprehensive portfolio of solutions for the complete infusion line-up: user-friendly syringe and volumetric pumps and racks, as well as a wide range of accurate, easy-to-use disposables, such as an extended range of infusion sets and syringes.



**Terumo Corporation**  
+81 3 3374 8111

**Terumo Europe NV**  
+32 16 38 12 11

Your Terumo partner